

ASSEMBLY

Development ■ Brokerage ■ Consulting

Switch House

110 5th Ave SE - Mpls

For Lease | 1,550 - 3,500 SF

Retail - Hospitality - Lifestyle



110 5th Ave SE: Mpls

Available Spaces:

- 3,500 SF
- 1,550 SF

Uses: Retail, Services, Hospitality, Lifestyle, Design

Lease Rate: \$18.00 Per Square Foot Net

Tax/Cam: \$9.61 Per Square Foot (estimated)

Highlights:

Built: 1908 | **Renovated:** 2019

Attributes: Brick & timber, abundant natural light, operable windows, flexible layout, walkable, strong neighborhood demographics

Nearby: Foundry Home Goods, Watershed Spa, Alma, Stone Arch


Renovation Details: New HVAC, Common Restrooms, New Windows, New Elevator, Bike Storage



SPACE 1: 3,500 SF




SPACE 2: 1,550 SF



SWITCH HOUSE CO-TENANTS



FOUNDRY HOME GOODS

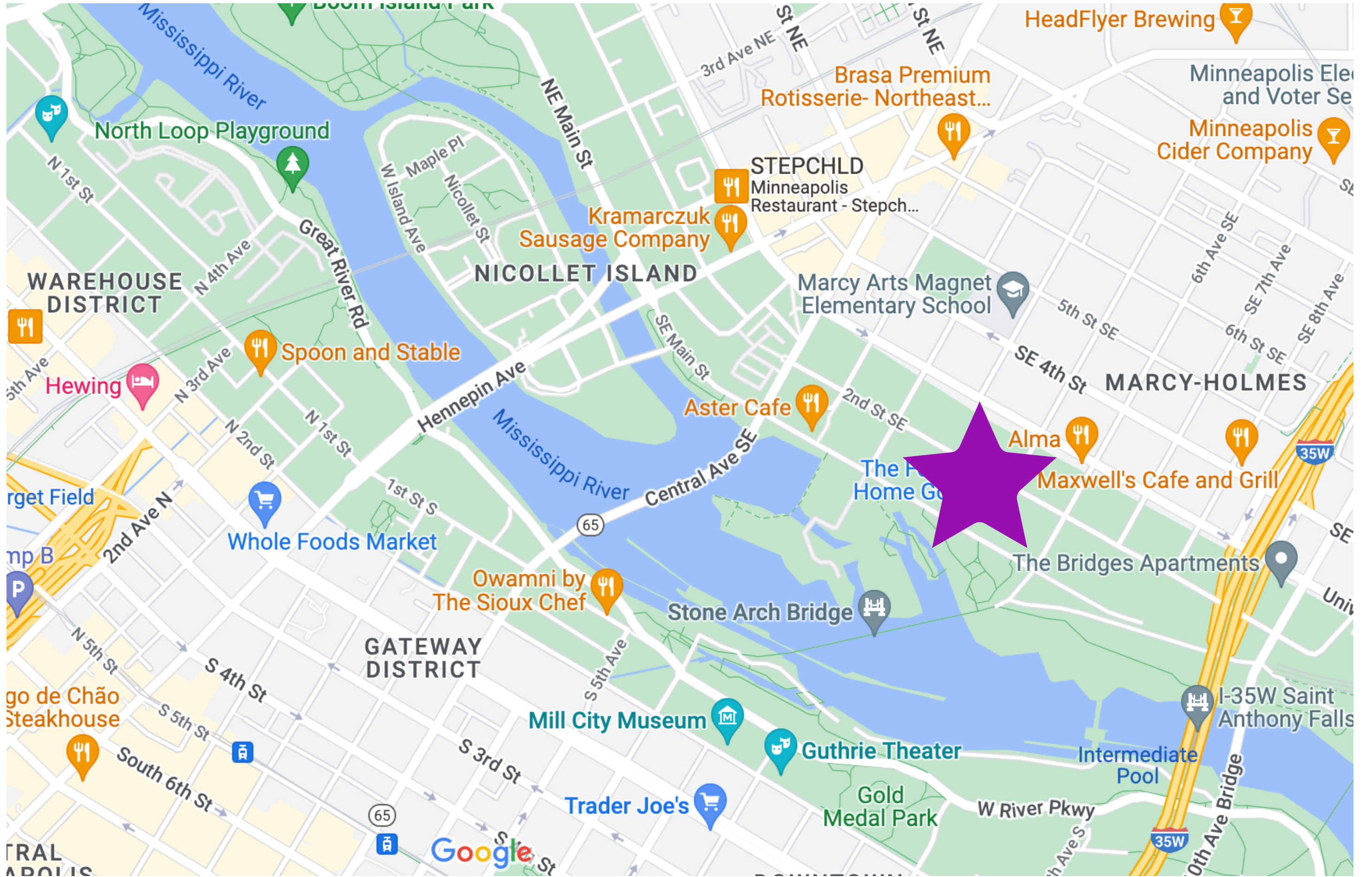


WATERSHED SPA



SALON

Location:



Contact

BEN VINZANT

BEN@ASSEMBLYMN.COM

612.314.9252

MERRIE SJOGREN

MERRIE@ASSEMBLYMN.COM

612.308.9179

NO WARRANTY OR REPRESENTATION, EXPRESS OR IMPLIED, IS MADE TO THE ACCURACY OR COMPLETENESS OF THE INFORMATION CONTAINED HEREIN BY ASSEMBLY MN LLC AND ITS AGENTS, AND THE SAME IS SUBMITTED SUBJECT TO ERRORS, OMISSIONS, CHANGES OR OTHER CONDITIONS.

WE MAKE NO REPRESENTATION AS TO THE CONDITION OF THE PROPERTY IN QUESTION.

